

SC 90T2

Scanjet tank cleaning equipment



Scanjet Model SC 90T2 is driven by the cleaning media by means of a fixed installed turbine with an integrated programmable drive unit. The permanent lubrication means an oil-free drive unit and the patented magnetic transmission allow an exchange of the drive unit without exposing the tank to the outside atmosphere.

Powerful single nozzle tank cleaning machine

The single nozzle concept gives a very solid and powerful jet with an optimized cleaning result on all tank surfaces. It has the unique separated turning and lifting movements and a rapid manual overdrive for sector cleaning setting.

Self draining nozzle

The nozzle assembly is self draining and the machine has a full 0-180 degrees cleaning range. The patented design is in accordance with IMO-Marpol requirements.

Fully programmable

The SC 90T2 is fully programmable to meet multiple cleaning needs. Various cleaning programs can be chosen during or before the cleaning operation.

Integration with WashTrac™

Fully prepared for integration with WashTrac™ tank cleaning monitoring system.

Typical applications for SC 90T2:

- Crude oil tankers
- Product carriers
- Bulk carriers

KEY FEATURES

SC 90T2

- Magnetic transmission
- Fully programmable
- Minimized cleaning time
- Separated turning and lifting movements
- Strainer standard
- WashTrac™ (option)
- Drive unit can be removed without exposing tank to atmosphere
- Grease lubricated drive unit

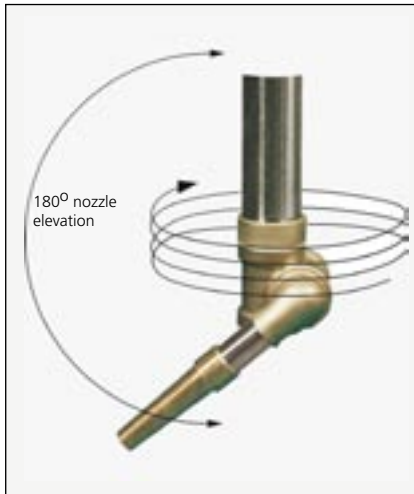
SC 90T2



SC 90T2

Scanjet tank cleaning equipment

Nozzle spiral motion




180° nozzle elevation for complete cleaning range coverage the unique separated lifting and turning movements.

Single nozzle – optimal impact



Crude oil washing certified.



Water washing.



Easy program selection.



The drive unit can be removed without oil spill or exposing tank to atmosphere.



Fully prepared for connection to WashTrac™ (option).

GENERAL ADVANTAGES

- Maintenance free system below deck
- Fully programmable machines
- Cleaning with closed hatch conditions
- Minimized cleaning time
- Minimized cleaning media consumption
- Dry (oil-free) drive unit
- Filter in front of turbine
- Production, design and spares direct from factory
- Optimal tankcleaning economy
- Drive unit may be replaced or serviced without exposing tank to atmosphere
- Free design service
- Computerized shadow diagram calculation
- AISI 316 material available as option

SC 90T2

Developed for the third millennium the Scanjet Model SC 90T2 offers the latest technology in tank cleaning.

The machine is produced in materials according to shipyard requirements, meeting all standard specifications.

Any desired starting position of the nozzle will be reached in just a few seconds, and the design allows for a manual overdrive at any time during the tank cleaning operation.

The machine has very few moving parts requiring a minimum of service and is maintenance free below deck.

The drive unit can be removed without exposing the tank to atmosphere. Thanks to the magnetic transmission, there is no penetration between the drive unit and the turbine which means that any accidental leakage is eliminated.



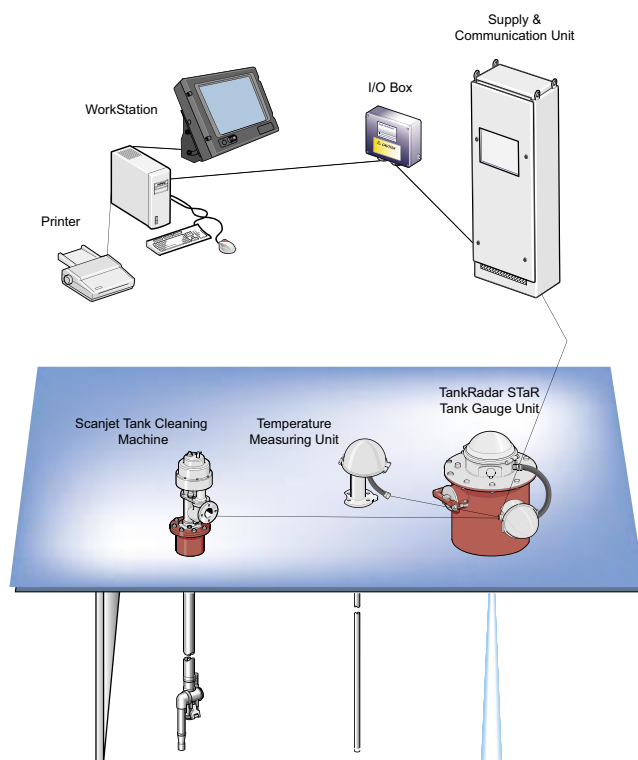
WashTrac™ Tank Cleaning Monitoring System

The innovative tank cleaning monitoring system is jointly developed by Saab Rosemount Marine and Scanjet Marine. By using already installed hardware, WashTrac™ monitors the tank cleaning operation onboard any tanker.

The WashTrac™ systems offers following features and advantages to operators.

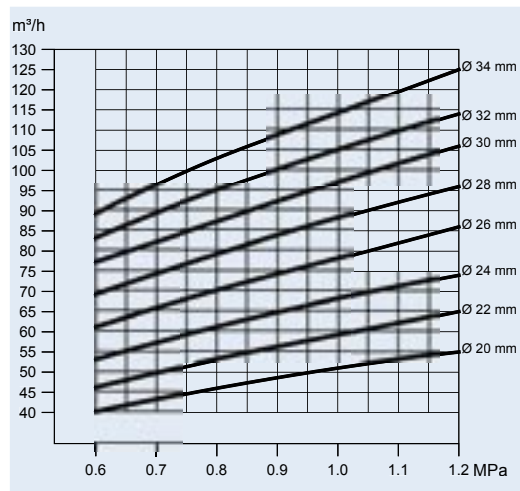
- Operating status of tank cleaning machines
- Start/Stop alarm of tank cleaning machines
- Operation and prewash data logging on printer

Various options available

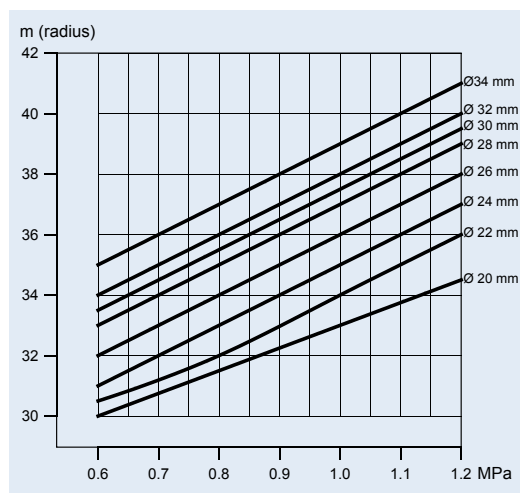


(Tank cleaning monitoring system recommended by Intertanko)

Technical performance



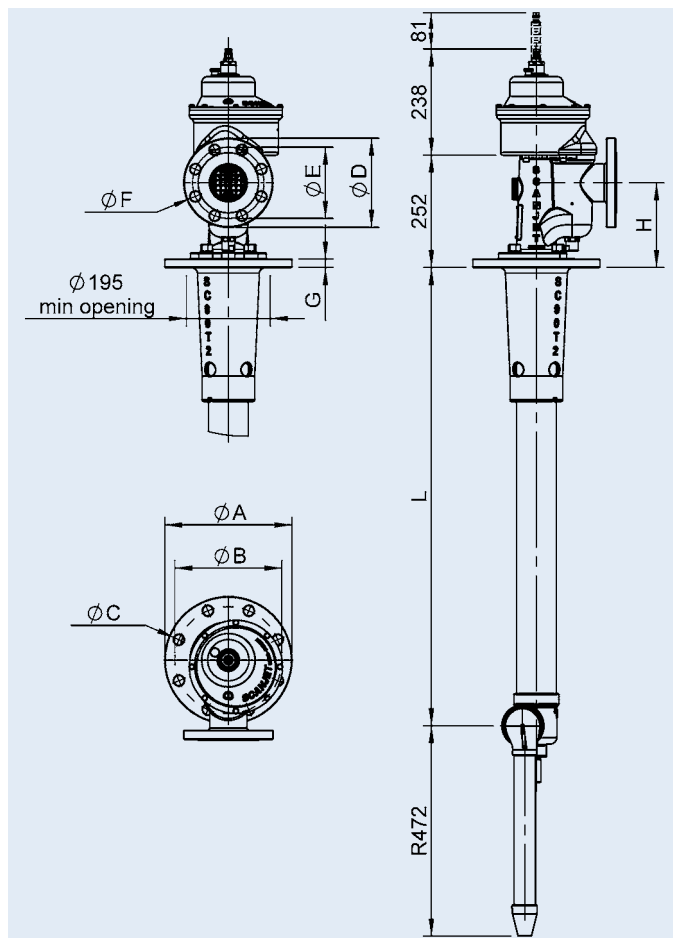
Water flow for selection of different nozzles sizes at specific inlet pressure.



Effective jet length for selection of different nozzles sizes at specific inlet pressure.

(Performance data according to DNV type approval certificate)
Impact of 700mm wc or greater. Maximum jet length is approximately double the values stated in this graph.

Dimensions



Deck flange:

| | O.D (A) | P.C.D (B) | Holes (C) | Thickness (G) |
|------------|---------|-----------|-----------|---------------|
| JIS5K-200A | Ø320 | Ø280 | Ø23 (8x) | 20 |
| PN16-DN150 | Ø285 | Ø240 | Ø23 (8x) | 20 |

Other connections on request.

Inlet flange:

| | O.D (D) | P.C.D (E) | Holes (F) | Height (H) |
|------------|---------|-----------|-----------|------------|
| JIS16K-80A | Ø200 | Ø160 | Ø23 (8x) | 190 |
| PN16-DN80 | Ø200 | Ø160 | Ø18 (8x) | 190 |

Specifications

| | |
|-----------------------------------|----------------------|
| Flow | 40-125 m³/h |
| Inlet pressure | 0,6-1,2 MPa |
| Recommended pressure | 0,8 MPa |
| Max temperature | 95°C |
| Rotation speed | 0,5-1,5 rpm |
| Approx weight (L=3500mm) | 100 kg |
| Per additional meter of main pipe | 15 kg |
| Material in contact with cargo | as per specification |
| Lubrication | Grease |